



## Adobe creative cloud – Setup

### Table des matières

Setup for Windows .....	2
1. Requirement .....	2
2. Download Adobe creative cloud .....	2
3. Download an application .....	3
Setup for MacOs.....	4
1. Requirement .....	4
2. Download Adobe creative cloud .....	4
3. Download an application .....	6



## Setup for Windows

### 1. Requirement

**Windows 10 or Windows 11**

**Photoshop: 8Go of ram | 1.5Go graphic memory | 5Go free disk space**

**InDesign: 4Go of ram | 5Go free disk space**

**Illustrator: 8Go of ram | 1Go graphic memory | 5Go free disk space**

**Premiere Pro: 8Go of ram | 2Go graphic memory | 5Go free disk space**

### 2. Download Adobe creative cloud

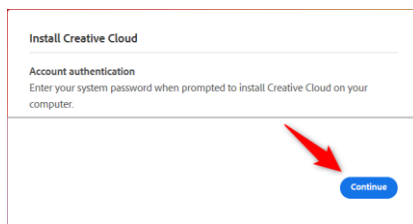
To download Adobe creative cloud, here is the link:

<https://www.adobe.com/creativecloud/desktop-app.html>

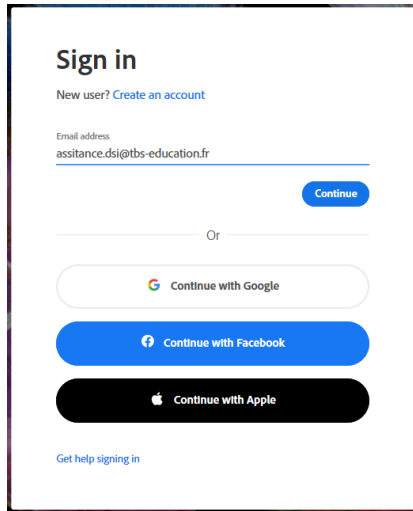
**Download Creative Cloud**

Execute the downloaded file.

Click on "Continue" and "Yes"



Enter your TBS email and click "Continue". After that, use your TBS password.

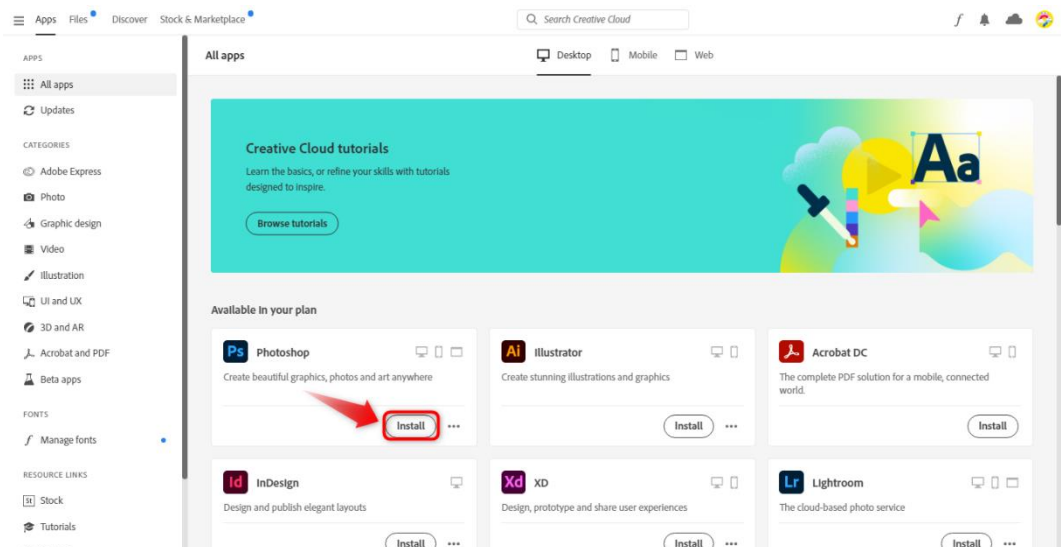


After login, wait until the install finish.



### 3. Download an application

To download an application, click "Install" and wait.



## Setup for MacOS

### 1. Requirement

**MacOs Catalina (10.15) minimum**

**Photoshop: 8Go of ram | 1.5Go graphic memory | 5Go free disk space**

**InDesign: 4Go of ram | 5Go free disk space**

**Illustrator: 8Go of ram | 1Go graphic memory | 5Go free disk space**

**Premiere Pro: 8Go of ram | 2Go graphic memory | 5Go free disk space**

### 2. Download Adobe creative cloud

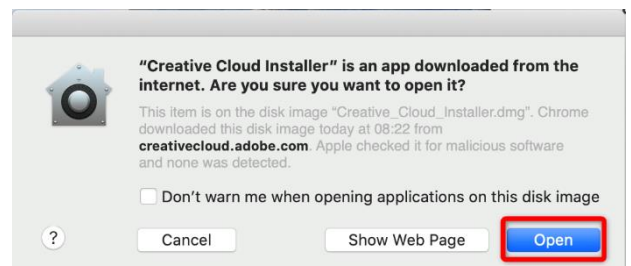

To download Adobe creative cloud, here is the link:

<https://www.adobe.com/creativecloud/desktop-app.html>

[Download Creative Cloud](#)

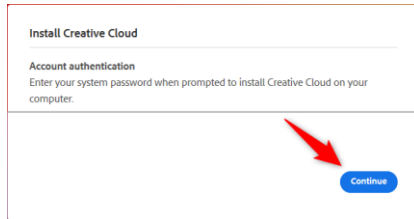
Execute the downloaded file.

Double click the icon to install. After, click on « Open ».

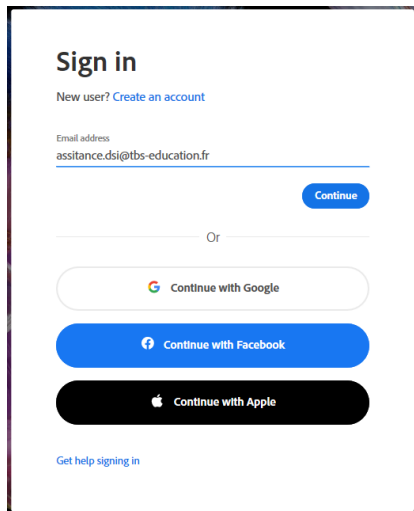




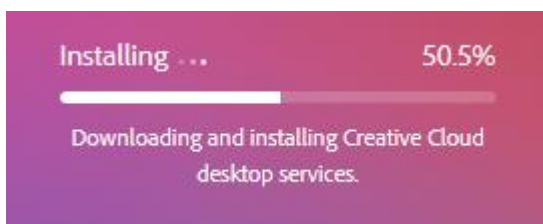
Click on "Continue" and login with your mac password.



Enter your TBS email and click "Continue". After that, use your TBS password.



After login, wait until the install finish.





### 3. Download an application

To download an application, click "Install" and wait.

